

Blok Desk in Solid Surface

With a contemporary, minimal aesthetic, the clean lines and right angles of the **Blok** range of reception desks are specified for office and reception spaces of all sizes from a selection of modular components which are installed as one seamless, highly finished piece. As with all of our solid surface reception desks, Blok desks can be personalised with bespoke translucent graphics.

Key features

Modular on specification, seamless on installation

Easy to specify modular components

Three height options of 760mm, 950mm and 1100mm as standard

CAD and BIM files available

Translucent branding, sign-in platform and storage units available as options

Reception desks can be handed to the left or right

DDA modules available

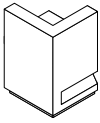
LED light trough and cable management included as standard

Various colour options available

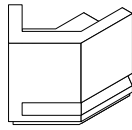
Available in 6-8 weeks (UK), 10-12 weeks (US)



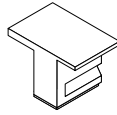
Blok Desk in Solid Surface Modules



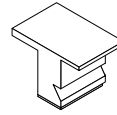
BD01
Left End
W800
D875
H760/950/1100 mm



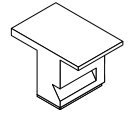
BD02
Left End Angle 45°
W875
D875
H760/950/1100 mm



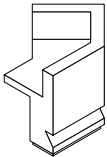
BD03
Left End DDA
W800
D1175
H760 mm



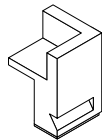
BD04
Straight DDA
W800
D1175
H760 mm



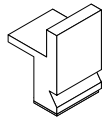
BD05
Right End DDA
W800
D1175
H760 mm



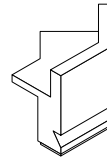
BD06
Right End Angle 45°
W875
D875
H760/950/1100 mm



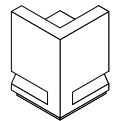
BD07
Right End
W800
D875
H760/950/1100 mm



BD08
Straight
W800
D875
H760/950/1100 mm

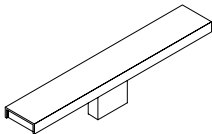


BD09
Angle 45°
W875
D875
H760/950/1100 mm



BD10
Angle 90°
W875
D875
H760/950/1100 mm

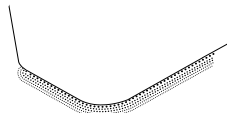
Accessories



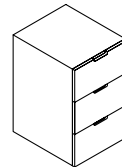
Blok
Sign-in platform/light
Powder coated aluminium
W1520
D250
H350 mm



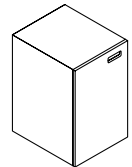
TB
Translucent branding
W800
H200 mm
(recommended dimensions)



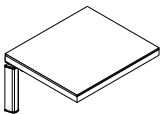
LS
LED skirting



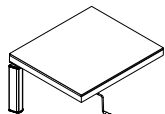
DU
Drawer unit
W400
D250/525
H700 mm



CU
Cupboard unit
W400
D250/525
H700 mm



Electric sit-stand desk
H650-950
D600-3000 mm



Manual sit-stand desk
H650-950
D600-3000 mm



Infrared heating panel



Blok Desk in Solid Surface Configurations



Configuration 1

W1600
D875
H760/950/1100 mm



Configuration 2

W2400
D875/1175
H760/950/1100 mm



Configuration 3

W2400
D875
H760/950/1100 mm



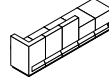
Configuration 4

W3200
D875/1175
H760/950/1100 mm



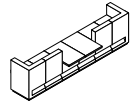
Configuration 5

W4000
D875/1175
H760/950/1100 mm



Configuration 6

W4800
D875/1175
H760/950/1100 mm



Configuration 7

W2730
D875/1175
H760/950/1100 mm



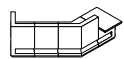
Configuration 8

W1595/1595
D875
H760/950/1100 mm



Configuration 9

W2400/1595
D875/1175
H760/950/1100 mm

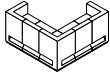


Illustrations above relate to the product at 950mm height.



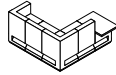
Configuration 10

W2475/2475
D875
H760/950/1100 mm




Configuration 11

W2475/2475
D875/1175
H760/950/1100 mm



Blok Palette Curation

Solid Surface Colour Palette



Snow
S001




Ivory
S002



Bone
S003



Cloud
S004




Dove
S005



Smoke
S006



Black
S007




Concrete
S008



Marble
S009



Light Terrazzo
S010



Dark Terrazzo
S011



Grey Terrazzo
S012



Maui
S013

Alternative colours are available on request. For a full list of colour options please download our colour chart. The printed representation of colours may vary from actual samples. Always request actual samples before ordering.
